

Touch Point

MODEL	DISPLAY	SENSORS		
		TEMPERATURE	CO ₂	HUMIDITY
TP-B/W*		•		
TP-C-B/W*		•	•	
TP-H-B/W*		•		•
TP-HC-B/W*		•	•	•
TP-DISP-B/W*	•	•		
TP-C-DISP-B/W*	•	•	•	
TP-H-DISP-B/W*	•	•		•
TP-HC-DISP-B/W*	•	•	•	•



*B/W: all panels are available in black or white, which is reflected in the last letter of the product code, e.g., TP-DISP-H-B or TP-C-W.

APPLICATION AND USE

The Touch Point is a modern comfort management wall panel with two most popular open communication protocols: Modbus RTU/ASCII and BACnet MS/TP. The Touch Point is available in different configurations of sensors (temperature, CO₂, and humidity), colors, and versions with or without display. The panel is equipped with an interactive TFT touchscreen, touch buttons, and glass panel. The panel can be configured using the iSMA Configurator software or Modbus registers/BACnet objects. It fits most of standard junction boxes in Europe and can easily be installed using a wall back box.

FEATURES

- Modern and smart design
- Intuitive management
- Ease of installation and configuration
- Multiprotocol interface
- Ultimate flexibility
- Free software: iSMA Tool & iSMA Configurator
- Five touch function buttons
- RS485 interface
- Modbus RTU/ASCII and BACnet MS/TP
- Temperature sensor as a standard, humidity and CO₂ sensors as an option
- USB type C interface
- DIP switches for configuration
- Buzzer
- Navigation RGB LED

TECHNICAL CHARACTERISTICS

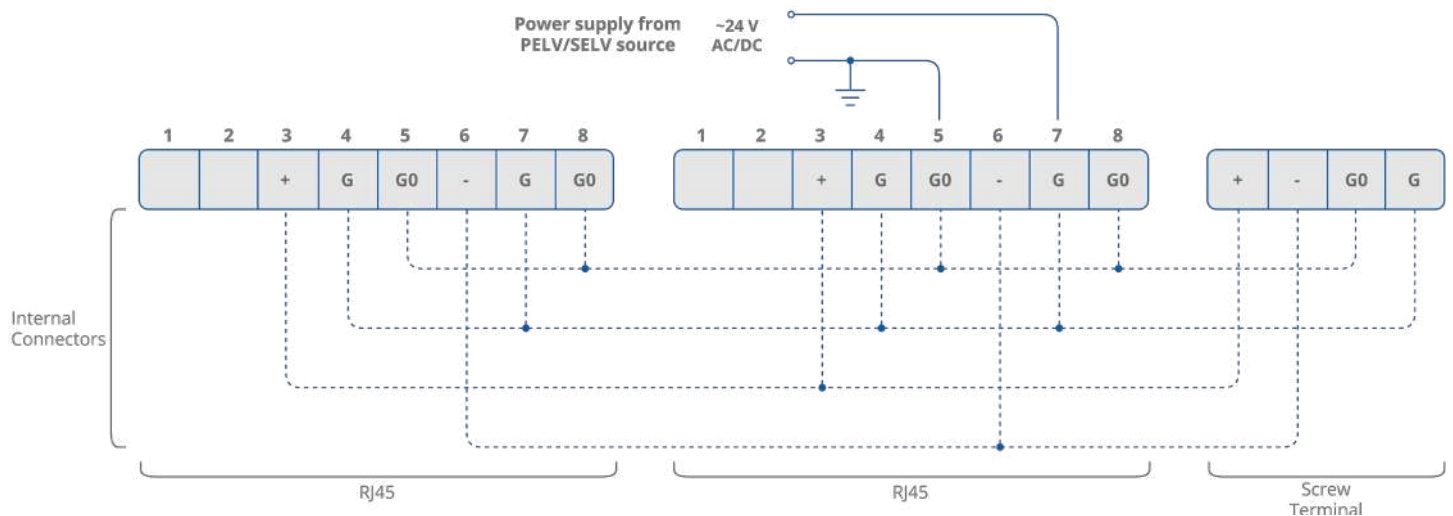
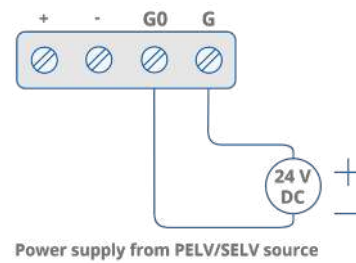
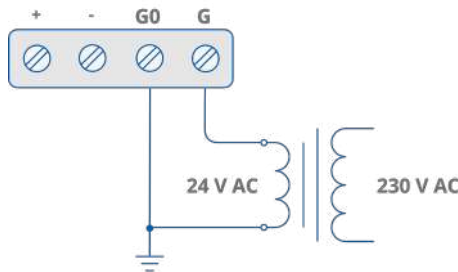
DESCRIPTION		TP
Power supply	Voltage	20-34 V DC
		24 V AC ± 20%
Built-in sensors	Temperature sensor	10k NTC type, accuracy: ± 0.5°C, resolution: ± 0.1°C
	Humidity sensor (applies to version with humidity sensor)	Range: 0-100% RH, accuracy: ± 2% RH in range 10-90% RH, resolution: ± 0.1%
	CO ₂ sensor (applies to version with CO ₂ sensor)	Range: 400-4000 ppm, accuracy: ± 30 ppm
COM1	RS485 interface	Up to 128 devices
	Communication protocols	Half-duplex
	Ports	Modbus RTU/ASCII, BACnet MS/TP
	Baud rate	2 RJ45 + screw connector
USB1	USB 2.0	4800-115200
		USB type C

The performances stated in this sheet can be modified without any prior notice.

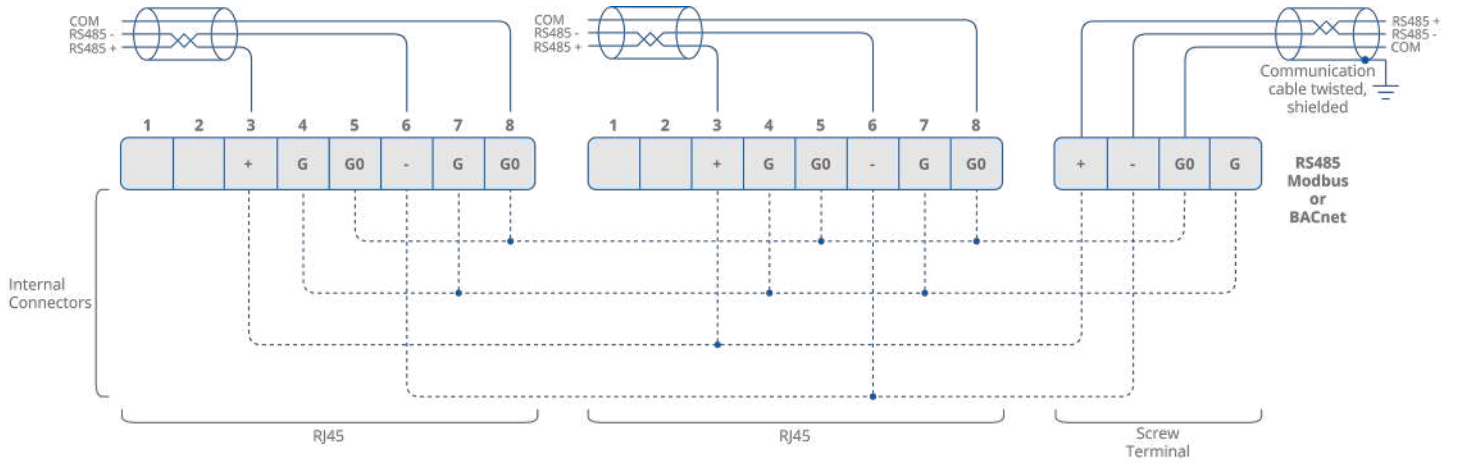
DESCRIPTION		TP	
Front panel	Surface	White/black glass	
	Display (applies to version with display)	TFT 0.96"	
	Backlight	3 intensity modes	
	Buttons	5	
	LED		3 blue and 3 red for temperature
			3 white for fan
		1 white for occupancy	
		1 configurable RGB	
Ingress protection	IP rating	IP20 for indoor installation	
Temperature	Operating	From 0°C to +40°C	
	Storage	From -40°C to +70°C	
Humidity	Relative	From 5% to 95% RH (without condensation)	
Screw connector	Type	Removable screw terminals	
	Maximum cable size	1.5 mm ² (24...16 AWG)	
Housing	Material	Plastic, self-extinguishing ABS	
	Mounting	Standard 60 mm wall back box	
Dimensions	Width	86 mm/3.39 in	
	Length	86 mm/3.39 in	
	Height	14.5 mm/0.57 in	

WIRING DIAGRAMS

Power Supply



Communication



APPLICATION EXAMPLE

